

ILLUMINATING GLOBAL EDUCATION THROUGH INDIANIC VALUES



NEW STANDARD GROUP OF INSTITUTES



Name :- .....

Class :- NURSERY .....Sec. ....

Branch:- .....

1- Look and write :-

V

N

K

M

.....  
.....  
.....  
.....

.....  
.....  
.....  
.....

.....  
.....  
.....  
.....

.....  
.....  
.....  
.....

.....  
.....  
.....  
.....

.....  
.....  
.....  
.....

.....  
.....  
.....  
.....

.....  
.....  
.....  
.....

.....  
.....  
.....  
.....

.....  
.....  
.....  
.....

.....  
.....  
.....  
.....

.....  
.....  
.....  
.....

.....  
.....  
.....  
.....

.....  
.....  
.....  
.....

.....  
.....  
.....  
.....

.....  
.....  
.....  
.....

.....  
.....  
.....  
.....

.....  
.....  
.....  
.....

.....  
.....  
.....  
.....

.....  
.....  
.....  
.....

.....  
.....  
.....  
.....

.....  
.....  
.....  
.....

.....  
.....  
.....  
.....

.....  
.....  
.....  
.....

.....  
.....  
.....  
.....

.....  
.....  
.....  
.....

.....  
.....  
.....  
.....

.....  
.....  
.....  
.....

2- Look and write :-






7

4


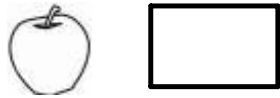

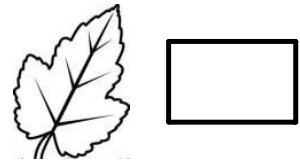
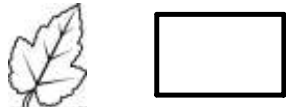
3

2


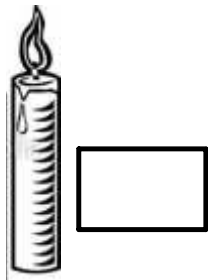
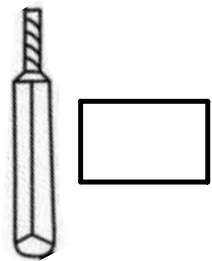
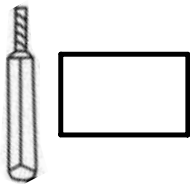


**3- Count and write :-**



4- Tick ( ) the bigger picture:-















5- Tick ( ) the shorter picture:-

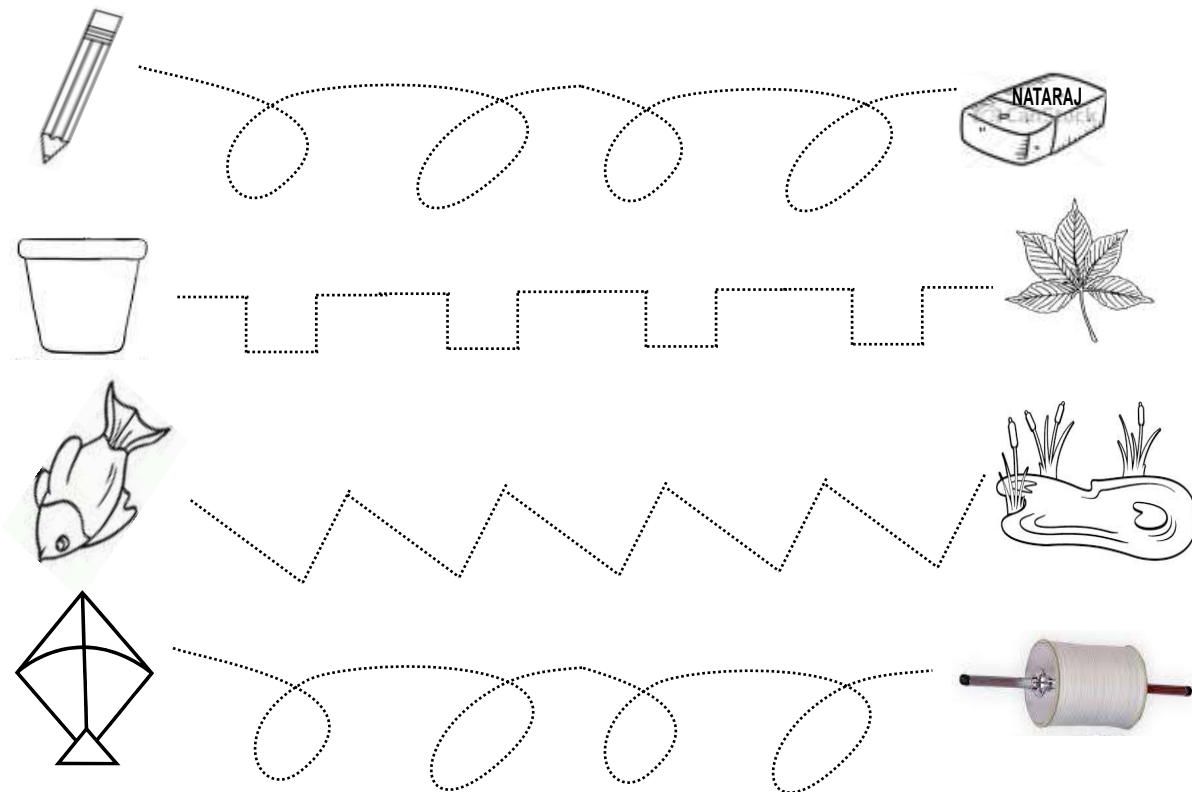


(P.T.O)

6- Circle the pictures which begin from given letters:-

W			
L			
T			
I			

7- Trace the path from the following :-



8- i <ks vkj fy[kks &

vkS

vkS

va

v%

\_\_\_\_\_

\_\_\_\_\_

\_\_\_\_\_

\_\_\_\_\_

\_\_\_\_\_

\_\_\_\_\_

\_\_\_\_\_

\_\_\_\_\_

\_\_\_\_\_

\_\_\_\_\_

\_\_\_\_\_

\_\_\_\_\_

\_\_\_\_\_

\_\_\_\_\_

\_\_\_\_\_

\_\_\_\_\_

\_\_\_\_\_

\_\_\_\_\_

\_\_\_\_\_

\_\_\_\_\_

\_\_\_\_\_

\_\_\_\_\_

\_\_\_\_\_

\_\_\_\_\_

\_\_\_\_\_

\_\_\_\_\_

\_\_\_\_\_

\_\_\_\_\_

\_\_\_\_\_

\_\_\_\_\_

\_\_\_\_\_

\_\_\_\_\_

\_\_\_\_\_

\_\_\_\_\_

\_\_\_\_\_

\_\_\_\_\_

\_\_\_\_\_

\_\_\_\_\_

\_\_\_\_\_

\_\_\_\_\_

\_\_\_\_\_

\_\_\_\_\_

\_\_\_\_\_

\_\_\_\_\_

9- Colour the picture :-





10- , d tŀ s v{kj kŀ dks feykb; s %&  
vkS vk

bŀ vkS

vk ,

, bŀ

### 11- Rhymes:-

#### God Bless

God bless mummy, daddy too,  
God bless me and God bless you.  
God bless everyone!  
God bless everyone!

[kj xkŀk

[kj xkŀk ckx ea tkrk gŀ  
xktj] enyh [kkrk gŀ  
mNy&dm epkrk gŀ  
I cds eu dks Hkkrk gŀ

(P.T.O)

## Conversation

### **12- Learn answer of the following questions:-**

Q.1- What is your name ?

Ans. My name is \_\_\_\_\_.

Q.2- What is your father's name ?

Ans. My father's name is \_\_\_\_\_.

Q.3- What is your mother's name ?

Ans. My mother's name is \_\_\_\_\_.

Q.4- What is your school's name?

Ans. My school's name is \_\_\_\_\_.

Q.5- In which class do you study ?

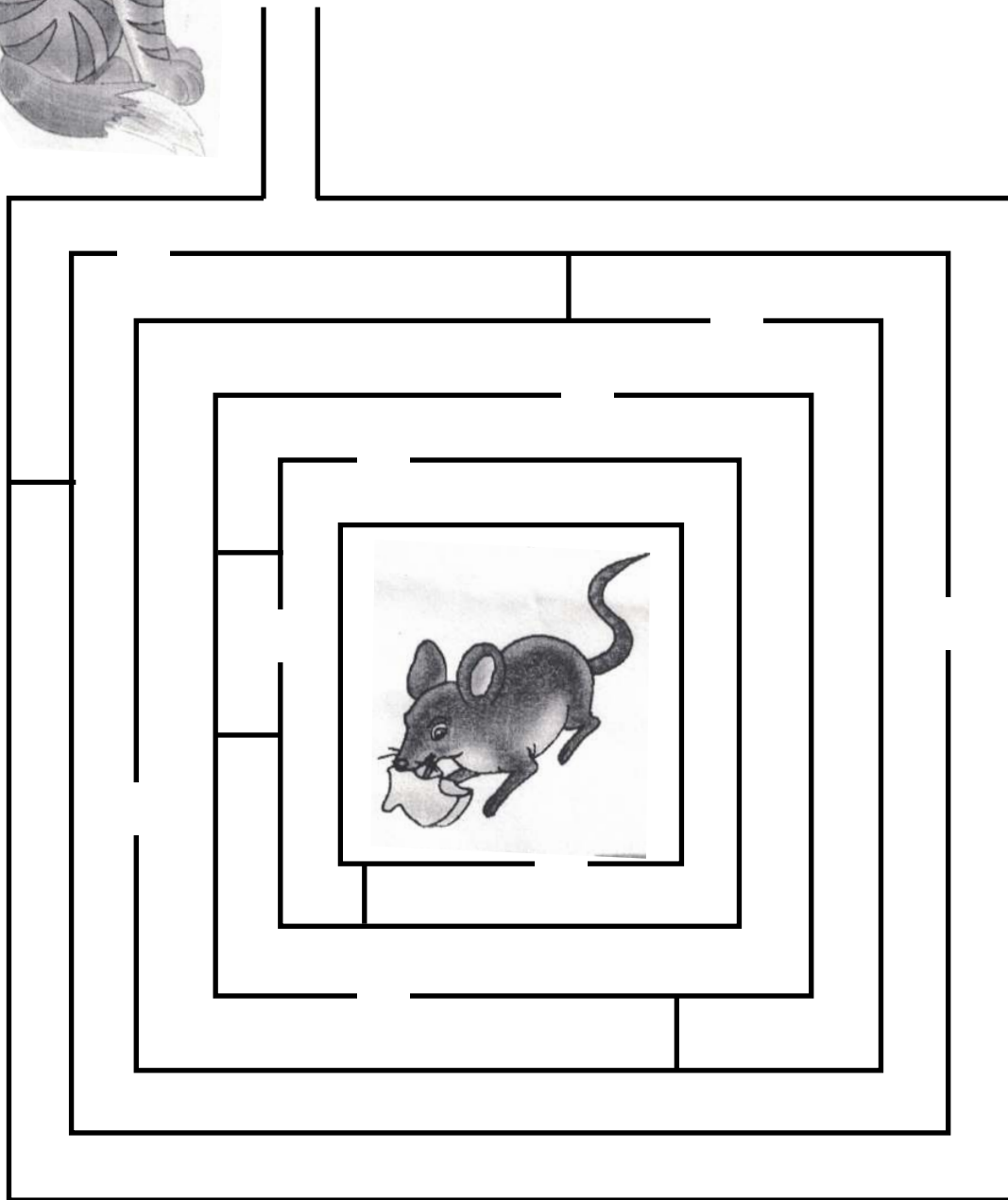

Ans. I study in class Nursery.

### **13- Scrap Book Activity:-**

#### In Scrap Book


1. Make the flower with the use of wood spoon/plastic spoon.
2. Make a house with match sticks.
3. Decorate the diya with shining stones .
4. Decorate the tree with stencil of lady finger.

**14- Help the cat to catch the mouse**



(P.T.O)

**15- Join the dots and colour the object.**



2 ●

● 4

●  
3

11